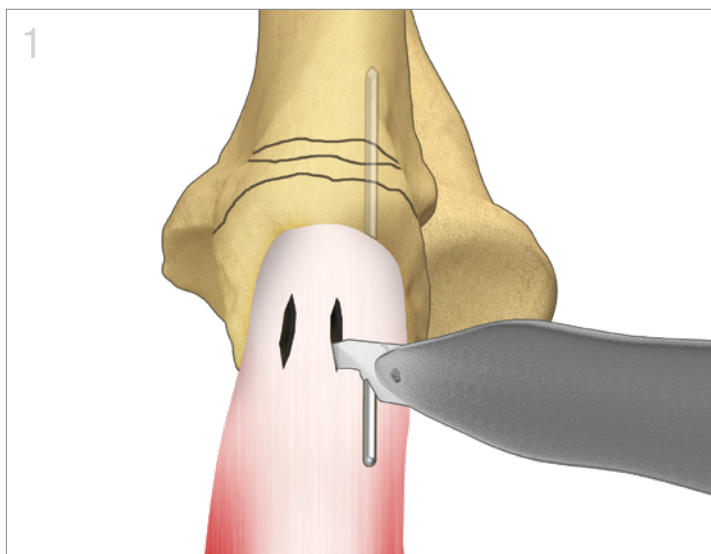




Olecranon Hook Plate™

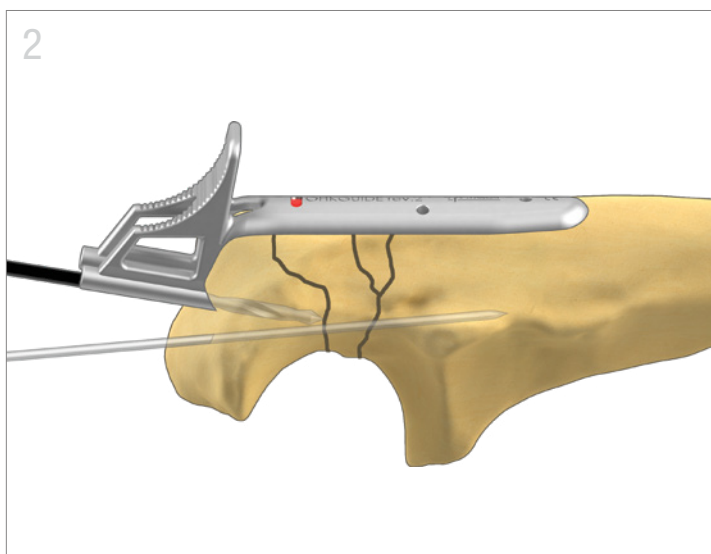
Surgical Technique | *TriMed Elbow & Forearm System*





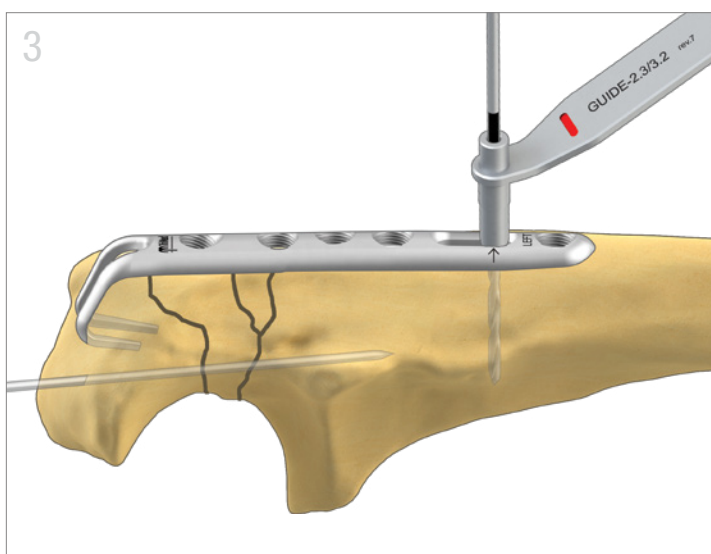
Exposure and Reduction

- Expose the olecranon with a standard posterior approach.
- Reduce the fracture and hold with K-wire(s).
- Make two longitudinal incisions in line with the fibers of the triceps insertion down to the proximal tip of the olecranon.



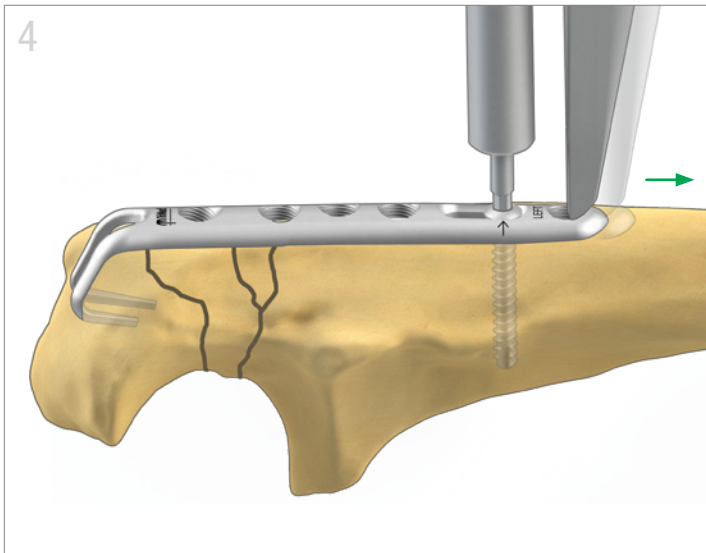
Guide Preparation

- Apply the Hook Drill Guide to the olecranon ensuring the guide is completely seated and flush with the bone. Drill two holes through the outer cortex with a 2.3mm (red) drill.



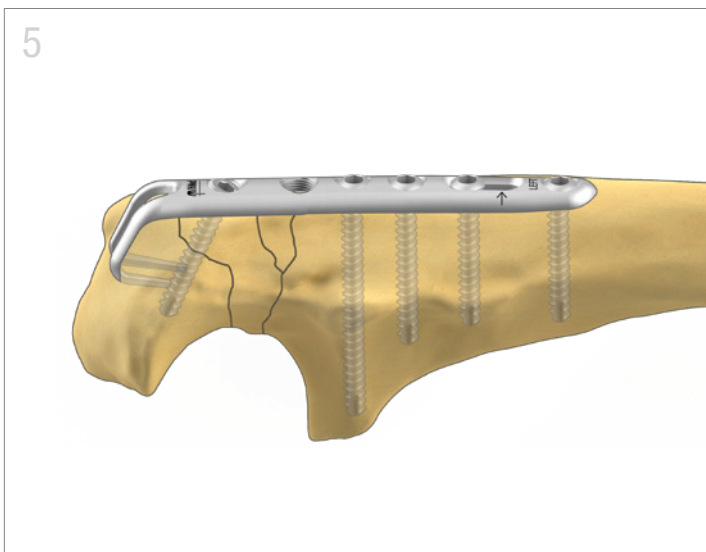
Hook Plate Insertion

- Insert the plate's hooks into the holes drilled in the olecranon.
- Seat the Impactor between the two hooks and impact the plate into the distal fragment.
- Confirm that the reduction is adequate.
- Place a non-locking 3.2mm cortical screw in the end of the slotted hole that is farthest from the fracture.



Expander/Compression Tool

- Insert screwdriver tip of the Expander/Compression Tool into screw head and engage jaw into the adjacent screw hole away from the fracture or osteotomy.
- Loosen screw **1/4** turn.
- Gently squeeze the Expander/Compression Tool to obtain the desired compression. Tighten screw.



Final Fixation

- Complete fixation with 3.2mm cortical screws, as needed.



Indications, contraindications, warnings and precautions related to TriMed Elbow & Forearm System reference IFU on trimedortho.com/ifu

All implants made from surgical grade stainless steel

Olecranon Hook Plate™

Neutral
OHOOK-4


Left
OHOOKL-6
OHOOKL-8

Right
OHOOKR-6
OHOOKR-8



Expander/ Compression Tool

XPANDR



Jaw

Screwdriver Tip

Olecranon Hook Plate™ Drill Guide

GDOHOOK-2.3



Drill Guide

GUIDELCBS-2.3



Cortical Screw

HEX3.2-xx
08mm to 40mm



Cortical Locking Screw

LCBS3.2-xx
08mm to 30mm



Impactor

IMPCT-SLED



TriMed, Inc. / 27533 Avenue Hopkins / Valencia, CA 91355 USA / 800-633-7221 / www.trimedortho.com

The technique presented is one suggested surgical technique. The decision to use a specific implant and the surgical technique must be based on sound medical judgment by the surgeon that takes into consideration factors such as the circumstances and configuration of the injury.

This document is controlled by TriMed, Inc. When downloaded, printed, and/or copied, this document becomes uncontrolled, and users should always check trimedortho.com for the latest version.

See trimedortho.com/patents for all patent information.

