

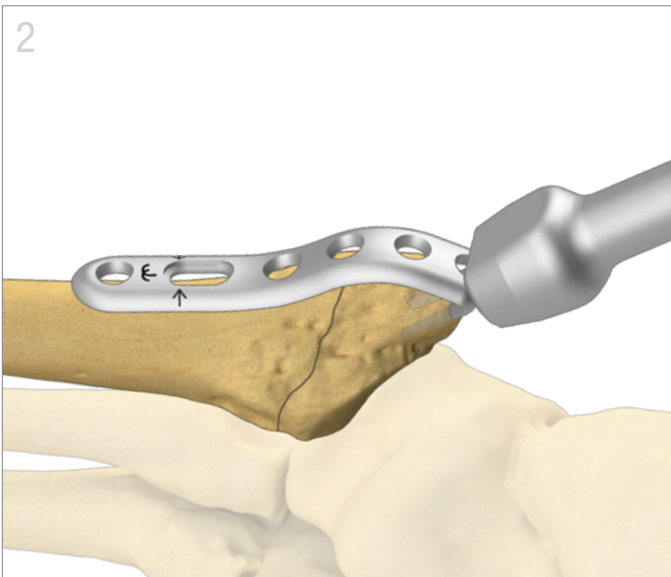
Fifth Metatarsal Hook Plate™

Surgical Technique | *TriMed Fifth Metatarsal System*



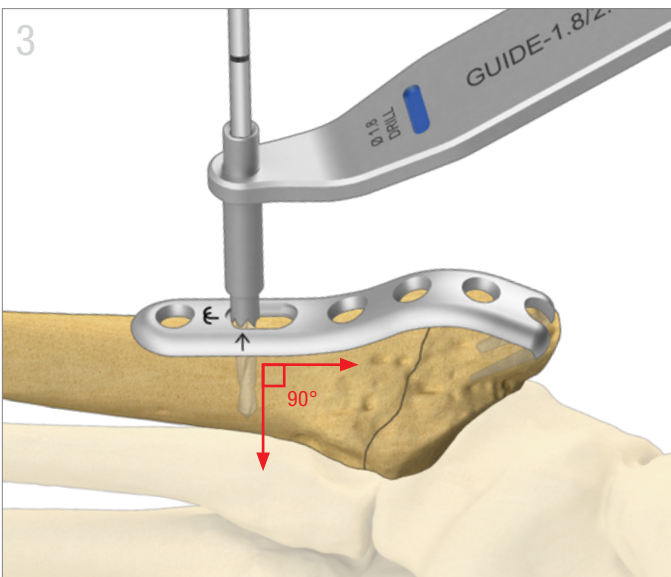
Exposure and Initial Reduction

- Expose the tuberosity of the fifth metatarsal.
- Manually reduce and stabilize the fracture with two K-wires or a bone clamp.
- Apply the 5th Met Hook Plate Drill Guide flush against the bone and drill two holes through the outer cortex with a 1.8mm (blue) drill for hooks.



Hook Plate Insertion

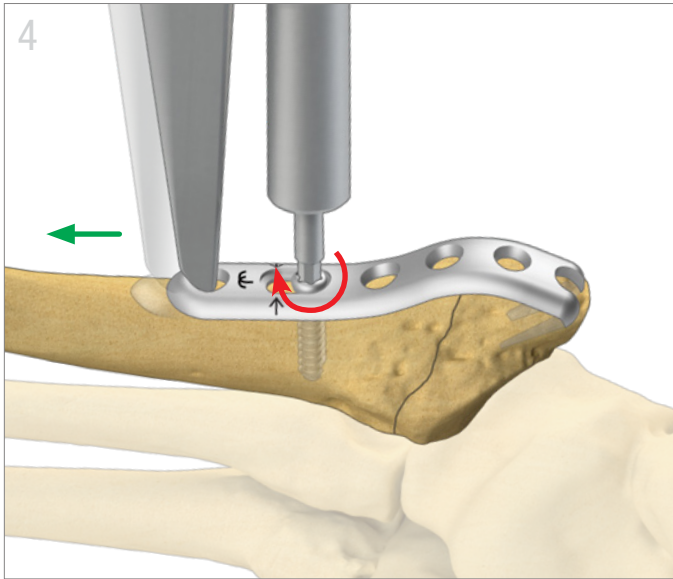
- Engage the hooks of the plate into the holes at the tip of the fifth metatarsal.
- With the 5th Met Hook Plate Impactor, completely seat the plate against the bone.



Securing Plate

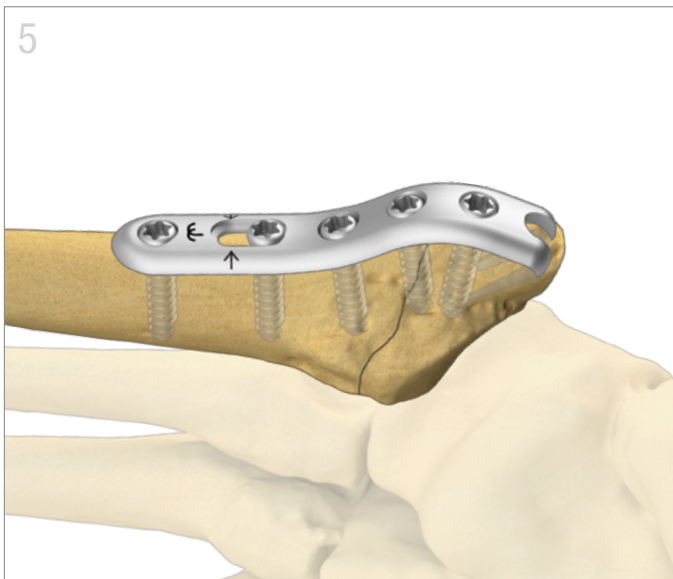
- Insert a 2.3mm screw bicortically into the distal end of the slotted hole using a 1.8mm (blue) drill and 1.8/2.3mm Drill Guide.

Tip: Drill and place screw at 90° to properly use Expander/Compression tool.



Expander/Compression Tool

- Insert screwdriver tip of the Expander/Compression Tool into screw head and engage jaw into the adjacent screw hole away from the fracture or osteotomy.
- Loosen screw **1/4** turn.
- Gently squeeze the Expander/Compression Tool to obtain the desired compression. Tighten screw.



Final Fixation

- Complete the fixation with additional 2.3mm screws as needed.



Indications, contraindications, warnings and precautions related to TriMed Fifth Metatarsal System reference IFU on trimedortho.com/ifu

X-RAYS



Pre-Op



Post-Op



Pre-Op



Post-Op

All implants made from surgical grade stainless steel

Fifth Metatarsal Hook Plate™

MHOOK-5
MHOOK-7
MHOOK-9*

* Special Order



Expander/ Compression Tool

XPANDR



Fifth Met Hook Plate Drill Guide, 1.8mm

GDMHOOK-1.8



Fifth Met Hook Plate Impactor

IMPCT-FMS



Cortical Screws

TRX2.3-xx
07mm to 18mm



TriMed, Inc. / 27533 Avenue Hopkins / Valencia, CA 91355 USA / 800-633-7221 / www.trimedortho.com

The technique presented is one suggested surgical technique. The decision to use a specific implant and the surgical technique must be based on sound medical judgment by the surgeon that takes into consideration factors such as the circumstances and configuration of the injury.

This document is controlled by TriMed, Inc. When downloaded, printed, and/or copied, this document becomes uncontrolled, and users should always check trimedortho.com for the latest version.

See trimedortho.com/patents for all patent information.

